



GCFP District VI Newsletter



1st Quarter, 2024

Seedlings



INSIDE THIS ISSUE:

• District Calendar	1
• Director's Corner	
• Petals & Patchwork Flower Show	2
• Philadelphia FS Bus Trip	
• Ligonier May Day "Basket" Contest	
• Club Happenings	3-16
• Flower Show Judge Mentoring Program	17
• Should You Use Banana Water for Plants?	17-19
• The Great Backyard Bird Count	20
• Trash to Treasure Theme/Rules	21
• 2024 Convention Quilt Raffle	22

Director's Corner

Deb Stumpf, District VI Director

"Always Growing Together"

District Director's Message January 2024 New Year-- New Beginning.

The month of January is the time to put last year in the rear-view mirror and start anew. This time of year, garden clubs try to set up their year ahead. That way we have more time to garden when the weather gets nice again. Some of you have new officer teams to guide you through the next two years, others will change officers in April. Either way now is the time to speak up. Throw your ideas out there at an organizational meeting or a Board Meeting! Everyone is looking for great programs, outings and trips for the year ahead. Maybe you discovered a new nursery or greenhouse and can offer recommendations to the club.

By planning advance you can get all the details worked out, insuring a smooth entry into the year ahead. If your club is planning a flower show this year, I don't have to tell you to get started early. The same goes for your fun-raising events. If you are planning a trip, doing things in advance always makes things work out better. By setting up your programs in advance, you already know who's coming every month and that is always helpful. Use this quiet time in the garden to plan any improvements to your community beautification projects. Decide if perhaps your club would like to do a Blue or Gold Star Memorial. These are just a few suggestions. What I am saying is use this time to create your club's own New Beginning. Then attend all the events and enjoy all your garden club has to offer.

Have a great Garden Club New Year!

2024 District Calendar

Mar. 2-10— Philadelphia Flower Show

March 6—Philadelphia FS Bus Trip

Hosted by Blair GC

March 20—District VI Meeting Perkins,

Johnstown 10:00 am

April 7-9 GCFP Convention-Lancaster, PA

May 5-- Ligonier May Day "Basket" Contest

June 10-11 GCFP Board Meeting

Articles, events and happenings concerning District VI may be submitted to:

Mary Lou Colussy at

lalou46@aol.com

Next Seedlings by

May 1, 2024

A special thank you to Nerita Brant. Seedlings Proofreader

Petals & Patchwork

An NGC Standard Flower Show

Presented by Garden Club Federation of Pennsylvania (GCFP)
In association with the 94th Annual Convention



Double Tree by Hilton Hotel Lancaster
2400 Willow Street Pike,
Lancaster, PA
717-464-2711

Open and Free to the Public
Monday, April 8, 2024
9am to 5pm

Garden Club Affiliations: Central Atlantic Region of State Garden Clubs (CAR) National Garden Clubs, Inc. (NGC)

Schedule reviewed by Central Area Judges Council Schedule Advisor

BLAIR GARDEN CLUB Bus Trip - 3/6/2024

UNITY BY FLOWERS



- *leave Lowe's at 8:30am
(park along the back/highway side of lot)
 - *depart from Flower Show at 6:00pm
 - *approx, return time is 10:30/11:00pm
 - *no dinner stops, either way
 - *if bringing food - no chocolate or orange cracker snacks. Make sure drinks have sealed lid
- COST - \$100
Includes transportation, show ticket and tip for driver

CONTACT: EMMA KOWALSKI
814-932-0375 OR 814-942-0202
MAKE CHECKS TO: BLAIR GARDEN CLUB

EMMA KOWALSKI
1722 32ND AVENUE
ALTOONA, PA 16601

PHS Philadelphia Flower Show.

SAVE THE DATE

March 2 - 10, 2024 | PA Convention Center



WEEDERS AND SEEDERS GARDEN CLUB OF LIGONIER 2ND ANNUAL LIGONIER MAY DAY "BASKET" CONTEST

SUNDAY, MAY 5, 12 NOON ~ 3 PM
LIGONIER BANDSTAND

Kids, Adults, Merchants/Businesses...Create a fresh-cut flower "basket"/display to win a prize!
Visit participating shops for free long-stem flowers.

WATCH THE MAY POLE DANCE BY PERFORMERS OF BRIDGET DAWN'S DANCE STUDIO
12 NOON AT THE BANDSTAND

Contest is open to Ligonier Borough merchants, businesses and Ligonier Borough and Township residents including all Ligonier School District students.

CATEGORIES .Kids ages 3-9 .Kids ages 10-16 .Adults ages 17 and up .Ligonier Borough Merchants/Businesses
Choose from the following THEMES:

.Vintage Elegance .Wild & Crazy, or .Woodland Whimsy

No entry is too small. Please, no entries larger than 2 square feet.


Limit of 25 entries per category. Registration forms must be received by April 28. NO last-minute entries.

Entry fees: Adults \$10, Kids \$5, Merchants/Businesses \$20 (free to gift basket donors).

Open the link for this event notice to see more details and how to register.

Questions? Contact Judy Ridgway at judyridgway@gmail.com or text 410-533-6465

Our Blue Ribbon Winners 2023



CLUB ACTIVITIES

Residential House of the Month: Lorraine Blackburn. US Post Office in Bedford is the Business of the Month. Congratulations!



**Bedford
County
Garden Club**

At BCGC October Meeting these lovely ladies shared the mechanics of arrangements and helpful hints for materials. They encouraged us as we plan our decorating for the Christmas House Tour, Bows, Bells and Berries coming in December!



Left to right: Judy Jackson, Carol Hite, and Clair Leichter

CLUB ACTIVITIES

Bedford County Garden Club's 2023 Christmas Home Tour

Thank you to all the homeowners: Bill and Lorraine Blackburn, Jill Bowser-Hamacek and William and Jacquelyn Paxton for allowing us into their homes at this busy time of year.



**Bedford
County
Garden Club**

CLUB ACTIVITIES

Welcome the Holidays 2023

Four members of Blair Garden Club: Linda Renney, Emma Kowalski, Mary Cramer and JoAnn Propcheck, attended the Welcome the Holidays fundraiser on November 11, 2023. Presented by The Garden Club of Johnstown and decorated with their "Share the Bounty" theme for the event, it was fast paced, delicious and magical. Thank you to The Garden Club of Johnstown! This was truly a magical event and enjoyed by all, including raffle tickets, fashion show and designing a perfect table.



Blair Garden Club



Linda Renney, Emma Kowalski, Mary Cramer and JoAnn Propcheck. In front of Mary's gardens

Decorating Baker Mansion

The Blair Garden Club decorated Baker Mansion, beautifully. Recognized by Baker Mansion, the Blair County Historical Society, and the pabucketlist.com, the decorations are once again, outstanding.



CLUB ACTIVITIES

Decorating Altoona Library

Blair Garden Club decorated the tree at the Altoona Library. The Santa Tree. Ornaments made by the committee.



Blair Garden Club

Back-Pack Program

On Friday December 15, 2023, the Blair Garden Club met with Dave Aboud from the Altoona Mountain Lion Back-Pack Program to present \$404 to the Back-Pack program. This money was raised by our members at our November Club meeting. This is a wonderful program to help our community kids



Lisa Merschiltz - BGC Secretary, Dave Aboud - Mountain Lion Back-Pack, Emma Kowalski - First Vice President, JoAnn Propcheck - President, Rene Hrescak - Treasurer.

CLUB ACTIVITIES

Arrangements created by the Evergreen Garden Club for the United Way Pancake and Sausage Day.



Evergreen Garden Club's "Tinsel Time"

**Evergreen
Garden Club**



Patton Garden Club attendees



Weeders and Seeders of Ligonier ladies


Boutique shopping, baked goods, Christmas greens, Santa's Surprise, raffles, door prizes, luncheon, entertainment and holiday floral designs.
December 7th, 10am-3pm at the Ramada in Indiana, PA



CLUB ACTIVITIES

Welcome the Holidays 2023

The tables are set, the prizes are ready and the boutique is filled with a wonderful array of gently used treasures for The Garden Club of Johnstown's only fundraiser where every cent raised goes back into the community!



**Garden
Club of
Johnstown**

2024 IGC Officers



Left to right.
Margie Bucci -
Treasurer, Pat
Prushnok- President,
Melissa Kocinski -Vice
President, Mary-
Margaret Conjelko -
Secretary

CLUB ACTIVITIES

Garden of the Month Winner

October's Garden of the Month Winner Debbie Alesi



**Indiana
Garden
Club**

2024 PGC Officers



Treasurer...Jeannine Cymbor; Corresponding Secretary... Vickie Legros; District VI Director...Deb Stumpf; Co-Presidents ...Mary Davis & Mona Weakland; Vice President ... Cheryl Vescovi; Recording Secretary...Chris Rodriquez (absent from photo)

CLUB ACTIVITIES

Victorian Tea November 27, 2023

**Patton
Garden
Club**



2021-2023 President flanked by 2024-2025 Co-Presidents, Mary Davis and Mona Weakland



Best dressed award winner, Roe Eckenrode



Tea Committee Chairman, Sandy Owens, Katie Lechene, Cheryl Vescovi, Mary Davis, Jeannine Cymbor, Vickie Legros, Mona Weakland and Jan Davis



CLUB ACTIVITIES

Cambria Heights Middle School After School Program

by Chris Westover



Mary Davis instructed the Cambria Heights youth gardening club on Wed. Nov. 1st by planting seeds in a milk jug. They planted 3 different flowering seeds in their mini hot house. Each one got to take their own home to watch how they will grow throughout the winter and spring. The garden club planted their own and kept them by the greenhouse at the school. We cannot wait to see the results and the youth had a great time doing this. They all seemed very interested in what they were doing.

Thanks to PGC members Katie Lechene, Chris Westover, Mary Davis, Jan Davis, Jamie Shanfield and Mr. James Blake; and to all the CHMS students who participated!

**Patton
Garden
Club**



CLUB ACTIVITIES

Cambria Heights Youth Program

In December the youth gardeners were led by Ms. Jan Davis designing their own fresh green centerpieces. The youth really enjoyed creating their own, and excited to make their mothers something for Christmas. They had a wide variety of fresh greens donated by the garden club ladies. Each centerpiece had its own personal touch from the students. I wanted to send a big thank you to Jan Davis, Mary Davis, Mona Weakland, Katie Lechene, Cheryl Vescovi, and Mr. Blake and especially the students that show up for the demonstrations, without any of these people this committee would not be able to happen. Chris Westover, Youth Coordinator.



**Patton
Garden
Club**



CLUB ACTIVITIES

Wreath Sale



Tuesday
November 28, 2023
9:00 am -Noon
Laurel Art Center
214 S. Harrison St,
Somerset, PA

**Somerset
 Garden
 Club**

Congratulations, SGC, on another successful wreath sale, and thank you to all those members (and helpers) who assisted in putting them together and selling them.

A huge thanks goes out, of course, to everyone who bought a wreath. Without you, and the money raised from your donation, SGC would not be able to carry out such worthy programs as our educational scholarships and uptown plantings each year.

So, as we go into this festive season, we wish you much joy and happiness over the holidays and in the new year to come.

With special thanks to Jane Crise for the great photos!



CLUB ACTIVITIES

ANNUAL CHRISTMAS LUNCHEON

On Monday, December 11th, the Somerset Garden Club Pennsylvania had our annual Christmas Luncheon. Thank you, Jane Crise, for the lovely pictures!



**Somerset
Garden
Club**

CLUB ACTIVITIES

On October 17th at the Loyalhanna Watershed Barn, the program, *Rhododendrons, Another Look at the Genus*, was presented by Eric Oesterling, an agriculture and horticulture expert now retired from the Westmoreland County Penn State Cooperative Extension. Eric’s informative program demonstrated Eric’s love and vast knowledge of the rhododendron and azaleas. Eric is a member of the Great Lakes Chapter of the American Rhododendron Society and grows many varieties of rhododendrons in his own garden. He thoughtfully shared pictures of many varieties he has planted as well as pictures of some rare varieties found throughout the world.

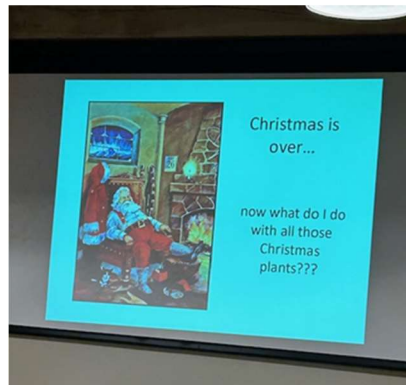
During the meeting that followed, with 26 members and 3 guests attending, next year’s club officers were announced by the nominating committee: Co-Presidents: Lori Fitzgibbons; Kate Nuernberger Vice President: Paula Heming Secretary: Mary Niezelski Treasurer: Wilma Light with voting scheduled for the November meeting.

Kate Nuernberger, Co-president of Weeders and Seeders club and a Penn State Extension Master Gardener with many years of gardening experience presented *Holiday Plant Care After the Holidays* on Nov. 14th.

The program included information tips and techniques with us on how to care for and extend the life of holiday plants, the amaryllis, poinsettia, and the holiday cacti (which includes the Thanksgiving, Christmas, and Easter cacti) when the holidays are over. Kate brought many baby Christmas and Thanksgiving cacti from her rootings in the spring as giveaways for the members!



**Weeders
and
Seeders**



Also, during the November 14th meeting, and presided by member Angela McDonnell, an election of all nominated officers resulted in total agreement, by show of hands, among members present. **2024 officers will be Kate Nuernberger, Co-president; Lori Fitzgibbon, Co-president; Paula Heming, Vice-president; Mary Niezelski, Secretary; and Wilma Light-Treasurer.** Installation of the 2024 officers is planned for the first meeting of 2024.



22 members attended the meeting that followed. Among the many topics discussed was the result of the annual Scarecrow contest that was displayed on the Ligonier diamond in late October. The Weeders and Seeders Garden club’s colorful “Monarchs to Mexico” themed scarecrow entry did not win any prizes but once again provided information for public on the important topic of establishing a Monarch Waystation. We were all proud of the display created by Judy Ridgway, Mary Niezelski, and Kate Nuernberger!

CLUB ACTIVITIES

We were thrilled that so many of the public attended the Little Free Library dedication at the Ligonier Valley YMCA on December 1st. Eagle Scout Jesse Glenn, his family, scout leaders, and YMCA director Mike Marinchak were present at the opening of the LFL that Jesse designed and constructed for the YMCA as part of an Eagle Scout project.



Thanks to Dianne Berardi, Patti Flowers Jacobina and Lori Fitzgibbon, for all their hard work in planning our December 5th holiday party and potluck. What a surprise to find the Nimick Family Education Center so beautifully decorated. The collection of nutcrackers decorating every table set with real china was such a delight. The food was delicious, the wine was a welcome surprise and the game played to select the door prizes was hilarious. What a beautiful way to end the year and begin the holidays - celebrating with our family of Weeder and Seeder friends!

Weeders and Seeders



In lieu of exchanging gifts, our members donated to two charities selected for 2023. The charities selected for this year's celebration included the Westmoreland Food Bank and the Food2Go4Kids backpack program for the Ligonier middle school. With overwhelming generosity, a total of \$787 dollars was donated!

Weeders and Seeders member Patti Flowers-Jacobina, who provides insightful nature and gardening articles in her **Green Fingers, Muddy Boots** series for our local paper, The Ligonier Echo, completed her 2023 entries with a wonderful Christmas musing. Patti, under the pseudonym Patti Pollinator, makes us proud representing our Weeders and Seeders Garden Club and will hopefully continue to write indefinitely for this publication.



Meetings have ended for our club December to February, but our 2024 Weeders and Seeders Garden Club Planning meeting is scheduled for 1/16/24 on zoom with all garden club members invited to join in the brainstorming session for program, event, field trips, and fundraiser ideas for the 2024 year!

Flower Show Judge Mentoring Program

Mary Lou Colussy
NGC Master Accredited Judge

With the New Year approaching, GCFP clubs will be earnestly getting ready for the next NGC Flower Show season. Some clubs have a disadvantage due to the fact that they do not have Flower Show judges to help with accessing, utilizing, and applying the National Garden club's rules and procedures needed to have a successful Flower Show. Also, to know the ins and outs relating to applying and receiving those coveted FS awards. This is where a new mentoring program could be devised to help these clubs.

I propose that NGC Accredited judges offer their expertise to clubs in their area. This mentoring program would be a benefit to the club requesting help and hone the skills necessary to produce a fantastic show. In addition, the club would be able familiarize people to the Garden Club in their localities through their flower show. This way clubs can entice more people to join or at least become interested in gardening activities in the neighborhood.

The club needing the help of an Accredited flower show judge could ask for the assistance through the District level. At the District level the District Director would convey the request from the club to the local Judges Council. The Judges Council would then assign or ask for help from the member judges. This way the District and the Council would be aware of a new flower show and the judges could help out if requested to do so. The aid could include a facilitating a program devised by the Judge for the club, or helping with producing a schedule or going over the schedule to add or delete items that will make the show more appealing.

All in all, this would be a way the garden club would receive a tutelage in Flower show jargon, have an interesting program, instill an awareness of the garden club member in National Garden Club activities, and bring an appreciation in Horticulture, Design, Education and Botanical Arts.

Should You Use Banana Water for Plants?

Source: <https://www.gardenloversclub.com/garden-blooms/banana-fertilizer>

As a gardener, you might constantly search for ways to improve the growth and health of your plants. One method you might have heard about is using banana water for plants. But should you really consider it? Let's delve into this topic and find out whether it's worth the try.

Banana water is a liquid solution made by soaking banana peels in water for a period of time, allowing the nutrients to leach into the water.

This nutrient-rich solution can then be used to water your plants, potentially providing them with essential elements such as potassium, phosphorus, and other trace minerals.

While many gardeners swear by the benefits of banana water, it's essential to understand how it works and if it's suitable for your particular plants. Let's explore the benefits of using this natural fertilizer and its potential impact on your plants' growth and development.

What is Banana Water

Banana water is a natural liquid fertilizer made from fermented bananas. It is an eco-friendly and cost-effective way to provide essential nutrients to your plants. In this section, we'll explore the production process and nutrient composition of banana water.

Production Process

- To make banana water, follow these simple steps:
- Collect overripe bananas. They are high in sugar content, which encourages fermentation.
- Place the bananas in a container with water. The ratio is about 1:2, so for every cup of bananas, you need two cups of water.
- Cover the container with a cloth or lid to allow air circulation but keep insects out.
- Let the mixture ferment for about a week. Stir it daily to speed up the process.
- After a week, strain the liquid and discard the banana solids.
- Dilute the banana water before using it on your plants. Use a 1:10 ratio, mixing one part banana water with ten parts regular water.

Nutrient Composition

Banana water is rich in nutrients essential for plant growth. Some of the key nutrients include:

- **Potassium (K):** Helps plants develop strong roots, improves resistance to diseases, and plays a critical role in flower and fruit formation.
- **Phosphorus (P):** Vital for the development of roots, flowers, and fruits. It also aids in energy transfer within the plant.

Continues on next page

Continued from previous page

- **Calcium (Ca):** Strengthens cell walls and improves nutrient uptake.
- **Magnesium (Mg):** Essential component of chlorophyll, which enables photosynthesis.
- **Sulfur (S):** Vital for the production of proteins, enzymes, and vitamins.
- **Micronutrients:** Banana water also contains trace amounts of other essential micronutrients like iron, manganese, zinc, and copper.

Keep in mind that banana water may not provide all the nutrients needed for optimal growth. You should still use other forms of fertilization or organic matter to maintain your plants' overall health. Also, consider testing your plant's soil for nutrient deficiencies to determine if banana water is a suitable solution.

Benefits of Banana Water for Plants

Banana water can be a great addition to your gardening routine. In this section, we'll explore the benefits of using banana water for plants, focusing on its ability to boost growth and improve soil health.

Boosts Growth

Using banana water for your plants can help promote their growth. This is because bananas are packed with essential nutrients such as potassium, phosphorous, and magnesium, which are beneficial for plant growth and development. When you soak banana peels in water, these nutrients are released into the liquid, creating a nutrient-rich solution you can use to water your plants.

As a result, you'll likely notice an improvement in your plants' growth rates and overall health. The potassium in banana water, in particular, plays a crucial role in strengthening plant cell walls and enhancing the plant's ability to effectively absorb other nutrients.

Improves Soil Health

Another benefit of using banana water for your plants is that it enhances the quality and health of the soil. Adding this nutrient-rich solution to your garden can help improve soil structure by increasing moisture retention and promoting the presence of beneficial microorganisms.

Furthermore, the nutrients in banana water can contribute to a healthier soil environment. This in turn will lead to stronger plants with a more robust root system, better able to withstand external factors like pests and changing weather conditions.

In summary, incorporating banana water into your gardening activities offers multiple benefits. From promoting growth to enhancing soil health, this friendly solution is worth considering for your plants.

How to Use Banana Water for Plants

Banana water is a popular homemade fertilizer that

provides essential nutrients to your plants. In this section, we will discuss the dilution ratio and application frequency for using banana water on your plants.

Dilution Ratio

To make banana water, simply soak banana peels in water for a few days. However, it's important to get the dilution ratio right before applying it to your plants. Here's a simple guide to follow:

- **For outdoor plants:** Mix 1 part banana water with 5 parts regular water. This should create a solution with a 1:5 ratio.
- **For indoor plants:** If your plants are more sensitive, you may want to use a more diluted solution. Mix 1 part banana water with 10 parts regular water, creating a 1:10 ratio.

Application Frequency

It's essential to avoid over-fertilization:

- **For flowering and fruiting plants:** Apply banana water every 2 weeks during the growing season. This helps to support healthy growth and promote blossoms and fruit development.
- **For foliage plants:** It's best to apply banana water once a month. This ensures the plants receive a steady supply of nutrients without overwhelming their growth.

Remember to be patient and observe your plants. Adjust the application frequency and dilution ratio as needed based on their response to the banana water. Happy gardening!

Comparison with Other Plant Fertilizers

Banana water can be an excellent natural alternative to chemical plant fertilizers. Let's compare it to a few popular ones to help you understand how it can benefit your plants.

Banana water vs. synthetic fertilizers: Synthetic fertilizers are formulated to contain all the necessary nutrients plants need for optimal growth. Although they work quickly, they may have some disadvantages. Overuse can lead to nutrient imbalance in the soil and may harm beneficial soil organisms, while leaching into water sources can cause pollution. On the other hand, using banana water provides essential nutrients like potassium and phosphorus in a more sustainable, eco-friendly way. However, it might not supply all the micronutrients your plants require.

Continues on next page

Continued from previous page

Banana water vs. compost tea: Both banana water and compost tea are natural, organic options for fertilizing your plants. [Compost tea is made by soaking compost in water](#) to extract the nutrients. It provides a wide range of nutrients and beneficial microbes that foster healthy soil and plant growth. While banana water primarily offers potassium, compost tea supplies a more balanced mix of macro and micronutrients. If your plants specifically need a potassium boost, banana water may be the better choice.

Compost Tea

Banana water vs. worm castings: Worm castings are another popular organic fertilizer. Rich in nutrients, enzymes, and beneficial microbes, they can improve soil structure and promote healthy plant growth. However, worm castings may be harder to source and more expensive than making your own banana water. While worm castings provide a more comprehensive range of nutrients, banana water might be the better option if you seek a simple, low-cost potassium supplement.

In summary, banana water can be a good option for adding potassium and phosphorus to your plants. It's a sustainable and environmentally friendly choice compared to synthetic fertilizers.

But, remember that it might not provide all the necessary nutrients, so you may need to combine it with other fertilizer options to ensure your plants get everything they need for overall healthy growth.

Potential Drawbacks and Precautions Over-Fertilization

Although banana water can provide plants with essential nutrients, using too much might lead to over-fertilization. Over-fertilization can harm your plants' roots, causing them to become weak or even die. To prevent this issue, be sure to:

- Dilute the banana water properly; don't make it too concentrated.
- Apply the mixture sparingly; avoid over-saturating the soil.
- Observe your plants for signs of stress, like yellowing leaves or poor growth.

Pests and Diseases

Using banana water for your plants can inadvertently attract pests and diseases. The sweet scent of the banana water might draw fruit flies, ants, or other insects to your garden. To minimize this risk, you can:

- Store the banana water properly; keep it in a closed container.

- Clean up the area after applying the mixture; remove any debris.
- Monitor your plants and act quickly if you notice pests or signs of illness.

Remember, using banana water as fertilizer is a great way to give your plants essential nutrients while recycling kitchen waste. **Be mindful of the potential drawbacks and take precautions to keep your garden healthy and thriving.**

FAQ

Will banana water in plants attract bugs?

Using banana water for your plants may attract some bugs, but it's not a sure thing. The sweet smell of ripe bananas might lure insects like fruit flies or ants. To minimize the risk of attracting bugs, you can dilute the banana water with regular water. Also, make sure to apply the banana water directly to the soil and not on the plant's foliage.

What is the best homemade fertilizer for indoor plants?

There are several options for homemade fertilizers that you can use for your indoor plants:

Coffee grounds: Rich in nitrogen, coffee grounds can benefit your plants by improving the soil's texture and nutrient content. Simply sprinkle used coffee grounds on the soil or mix them in when repotting.

Eggshells: Crushed eggshells add calcium to the soil, which is essential for healthy cell walls and root development. Rinse and crush eggshells, then sprinkle them on the soil or mix them in when repotting.

Fish tank water: If you have an aquarium, the water is full of nutrients that your plants will love. Aside from using as is, you may also dilute it with regular water.

Epsom salt solution: A solution made from 1 tablespoon of Epsom salt dissolved in 1 gallon of water can provide your plants with magnesium and sulfate, which help in seed germination and photosynthesis.

Remember to use these homemade fertilizers in moderation and observe how your plants respond. Adjust the frequency and amounts accordingly to meet your plants' needs.





Welcome to the New Year! We've been busy gearing up for another incredible February event. In the next few weeks, consider [spreading the word](#) about the GBBC by sharing some of the following resources with your family, friends, and community.

Details on how to [participate](#) in the count weekend.

Also, we'll be doing several webinars this year. If you are interested in attending them to learn more about the GBBC and birds, mark your calendars for the dates below.

- Friday, February 9, 9:00 a.m ET: **Merlin Bird Trivia with Bird Count India** (India birds)
- Saturday, February 10, 1:00 p.m. ET / 6:00 p.m. GMT: **LEGO's Build the Change/GBBC**
- Tuesday, February 13, 1:00 p.m. ET: **Beyond the Backyard - All About the GBBC**
- Thursday, February 15, 7:30 p.m. ET: **Merlin Bird Trivia with Birds Canada** (U.S./Canada birds)

If you are organizing or participating in a community birding event, consider adding it to our map. This will not only help you spread the word; it will allow people to discover events they may want to join. **Add your event and let's enjoy the world coming together for the birds!**

Bring the wonder of migration to everyone with the [Bird Migration Explorer](#), a state-of-the-art interactive platform created by Audubon and nine partner organizations. The Explorer uses the best available science to showcase the epic migrations of more than 450 North American migratory bird species. Learn about the migratory birds where you live, where they travel, and the conservation challenges they face.

One world, united by birds. From the power of representation in birding to the impact of Indigenous-led conservation on bird habitats and a cross-border mission to save Piping Plovers, [The Warblers Podcast](#) by Birds Canada has a story for everyone. Listen to this podcast about all things birds and learn how we're all connected through our feathered friends.

For a refresher on **what we accomplished last year**, please review our [Results pages](#). You can see our final report, results in eBird, as well as learn how to search specifically for your local region. **Let's get excited about the birds we'll see and hear in 2024!**

2024 GCFP Convention Trash to Treasure Contest

2024 GCFP CONVENTION (April 7-9th)

Trash to Treasure Theme/Rules

Convention Theme: **“Petals and Patchwork”**

Trash to Treasure Theme: **“In a Milkwork Garden”**

Lancaster County produces 2.1 billion pounds of milk annually (1776 farms). Lancaster ranks 1st in PA and 10th in the country in milk production. **The contest is based on reuse and repurposing milk cartons and dairy containers** in crafting a patchwork with a garden theme.

Specifications:

1. Entry to be a mounted Patchwork, Applique artwork which can also be framed (optional). It can be multidimensional (e.g.: extended petals, leaves design...)
2. **Dimensions:** No larger than 14” Wide or 14” deep. Height Limited to 14”. Framed not to exceed 11”x14.” The entry can also be displayed on an easel stand.
3. **Weight:** No more than 15 lbs.
4. **Materials:** All type of materials used for milk production including carton, plastics and glass. 20% of the design may be other materials (e.g.: glue, paint...)
5. Each entry must include a 3 x 5 card: Front: Title and a list of materials used. Back: District, Garden Club, Designer(s) name and mailing address
6. Entry may be work of more than one person.

ONLY ONE ENTRY FROM EACH DISTRICT

Selection method is determined by the district on March 20, 2024

District entries selected for Convention competition must be submitted on Friday, April 7 from 11-5 PM at the Doubletree Resort by Hilton Hotel. Judging will be at 5:15 PM. Entries are not to be judged under the same standards as a flower show.

Trash to Treasure Co-Chair: Naser Chowdhury and Marsha Chowdhury. Ph: 484-432-6386

SCALE OF POINTS FOR JUDGING

Conformance	20 pts (Fits within stated dimensions, weight)
Artistic Concept	50 pts (Creative reuse of recycled materials)
Expression	20 pts (Interpretation of theme)
Execution	10 pts (workmanship)
TOTAL	100 pt

2024 GCFP Convention Raffle

**Are you feeling lucky?
Do you love QUILTS?**

TAKE A CHANCE TO WIN ... \$10.00 per ticket



First Prize is a beautifully crafted **queen size quilt** made by Lancaster County Amish



Second Prize is a quilted **wall hanging** created by Lancaster County Amish

Third Prize is a gorgeous quilted **tote bag** made by Lancaster County Amish that has been signed by the maker



For TICKETS contact your District Director or Club President

The drawing will be held during the 94th Annual Convention of the Garden Club Federation of Pennsylvania at the Double Tree Resort by Hilton, Willow Street Pike, Lancaster, PA - April 9, 2024 @ 2:00 p.m.

You do not need to be present to win but we would love to have you join us in the heart of PA Dutch Country

These quilted pieces are excellent examples of the craftsmanship and quality common in this beautiful local art form. Good Luck!